


KWIK Start® LEARN-TO-SEW

ESPECIALLY DESIGNED FOR FIRST SEWING PROJECT!

KWIK Start® LEARN-TO-SEW



Pillows and pillowcase are designed for the first time sewer, are very easy to make, and have special easy-to-follow sewing instructions. Square, round and triangular shaped pillows in three sizes are stuffed with fiberfill. Pillow with panels has contrast fabric center. Pillowcase fits a standard 20"x 26" (51 x 65 cm) pillow. Pattern includes patterns and instructions for a pocket, and heart, flower and letter appliques.

My first project

KWIK•SEW®
price **3525**

DESIGNED FOR WOVEN AND FIRM KNIT FABRICS

Suggested Fabrics: Cotton, cotton types, denim, wool, flannel, faux fur, fleece, jersey

PILLOWS & PILLOWCASE

PILLOWS Sizes: S-M-L

Material Required:

Fabric 45" (115 cm) wide or wider

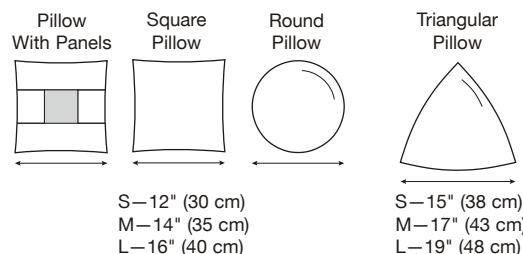
Size S - 1/2 yd (0.50 m)

Sizes M & L - 5/8 yd (0.60 m)

SQUARE PILLOW WITH PANELS

Contrast Piece of Fabric - 10" x 10" (25 cm x 25 cm)

Notions: Thread, Polyester Fiberfill.

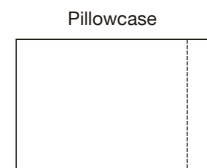


PILLOWCASE

Material Required:

Fabric 45" (115 cm) wide or wider: 1 1/4 yd (1.15 m)

Notions: Thread.



FLOWER OR HEART APPLIQUE

Piece of Fabric & Tear-Away Material - 7" x 7" (18 cm x 18 cm)



POCKET

Piece of Fabric - 8" x 8" (20 cm x 20 cm)



LETTER APPLIQUE

1/8 yd (0.15 m) of Fabric & Tear-Away Material - 22" (56 cm) wide.

ABCDEFGHIJKLM
NOPQRSTUVWXYZ

GIFTS & THINGS